

KANSAS CITY CONVENTION CENTER



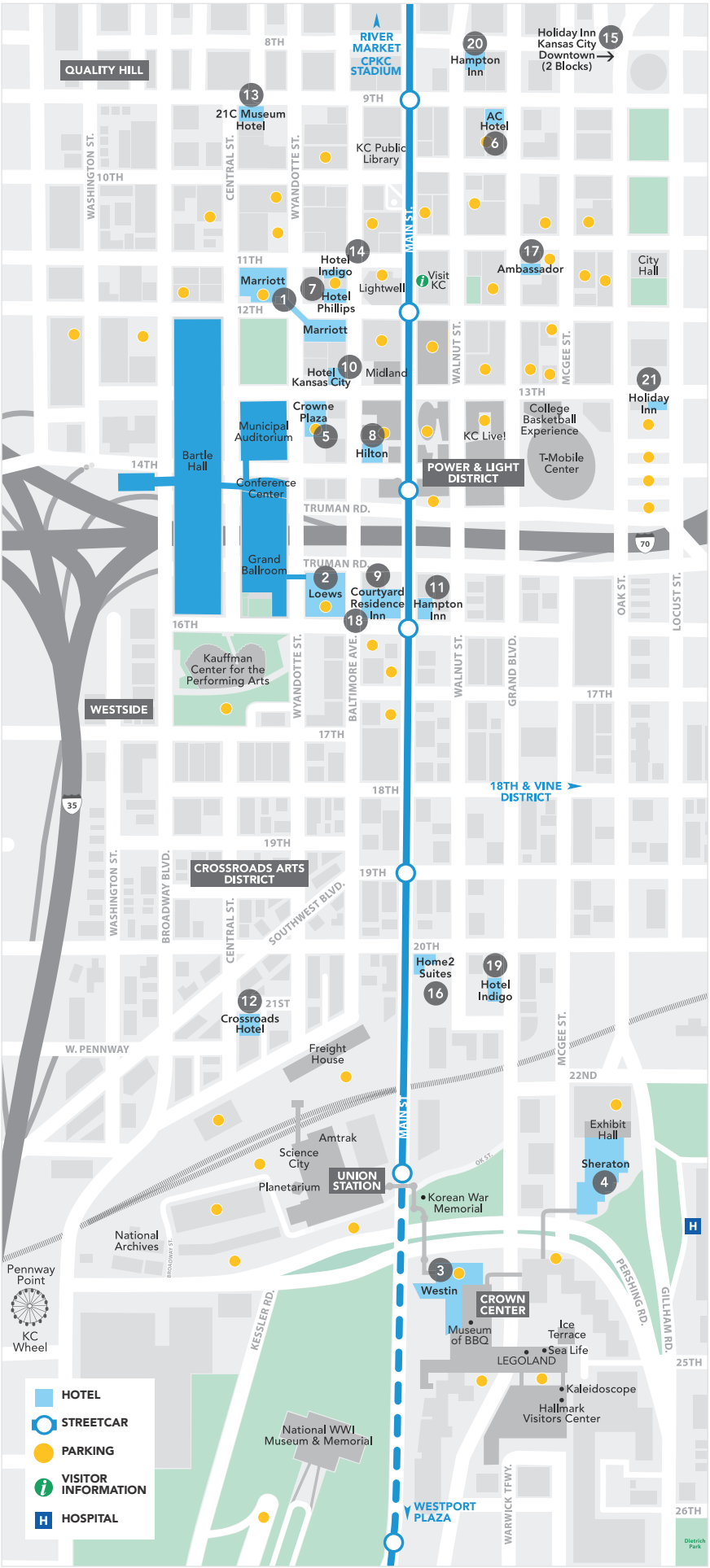
CONNECT IN KC

America's most centrally located major metropolitan area provides easy access for events of all sizes. Plus, with the vibrant Power & Light District and the free-to-ride KC Streetcar just steps from the Kansas City Convention Center, KC delivers a convenient and cost-effective meeting experience.





KANSAS CITY POWER & LIGHT DISTRICT



CONVENTION CENTER COMPLEX

- Bartle Hall
- Municipal Auditorium/Music Hall
- Conference Center
- Grand Ballroom

HOTELS

- 1) Marriott Downtown - 970 Rooms
- 2) Loews Kansas City Hotel - 800 Rooms
- 3) Westin Crown Center - 724 Rooms
- 4) Sheraton Crown Center - 720 Rooms
- 5) Crowne Plaza - 385 Rooms
- 6) AC Hotel - 239 Rooms
- 7) Hotel Phillips - 216 Rooms
- 8) Hilton President - 213 Rooms
- 9) Courtyard Downtown - 153 Rooms
- 10) Hotel Kansas City - 144 Rooms
- 11) Hampton Inn Crossroads - 132 Rooms
- 12) Crossroads Hotel - 131 Rooms
- 13) 21c Museum Hotel - 120 Rooms
- 14) Hotel Indigo Downtown - 118 Rooms
- 15) Holiday Inn Kansas City Downtown - 115 Rooms
- 16) Hilton Home2 Suites - 115 Rooms
- 17) Ambassador Hotel - 113 Rooms
- 18) Residence Inn Downtown - 108 Rooms
- 19) Hotel Indigo Crossroads - 81 Rooms
- 20) Hampton Inn Downtown - 74 Rooms
- 21) Holiday Inn Express - 73 Rooms

DINING & ENTERTAINMENT

- River Market
- CPKC Stadium
- Kansas City Power & Light District
- T-Mobile Center
- Kauffman Center for the Performing Arts
- Crossroads Arts District
- Westside
- 18th & Vine Historic Jazz District
- Union Station/Science City
- Crown Center Shops & Restaurants
- National WWI Museum and Memorial



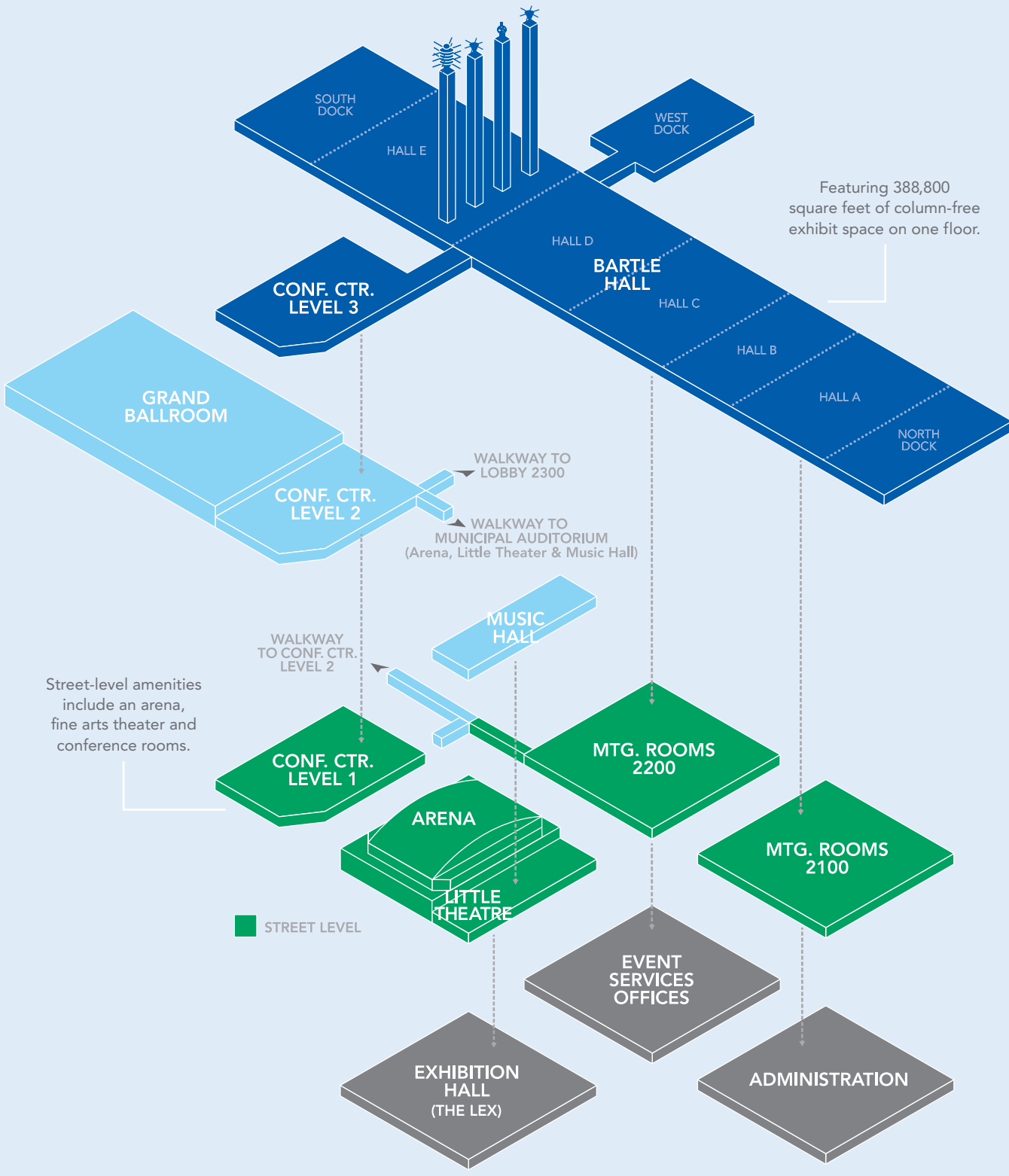
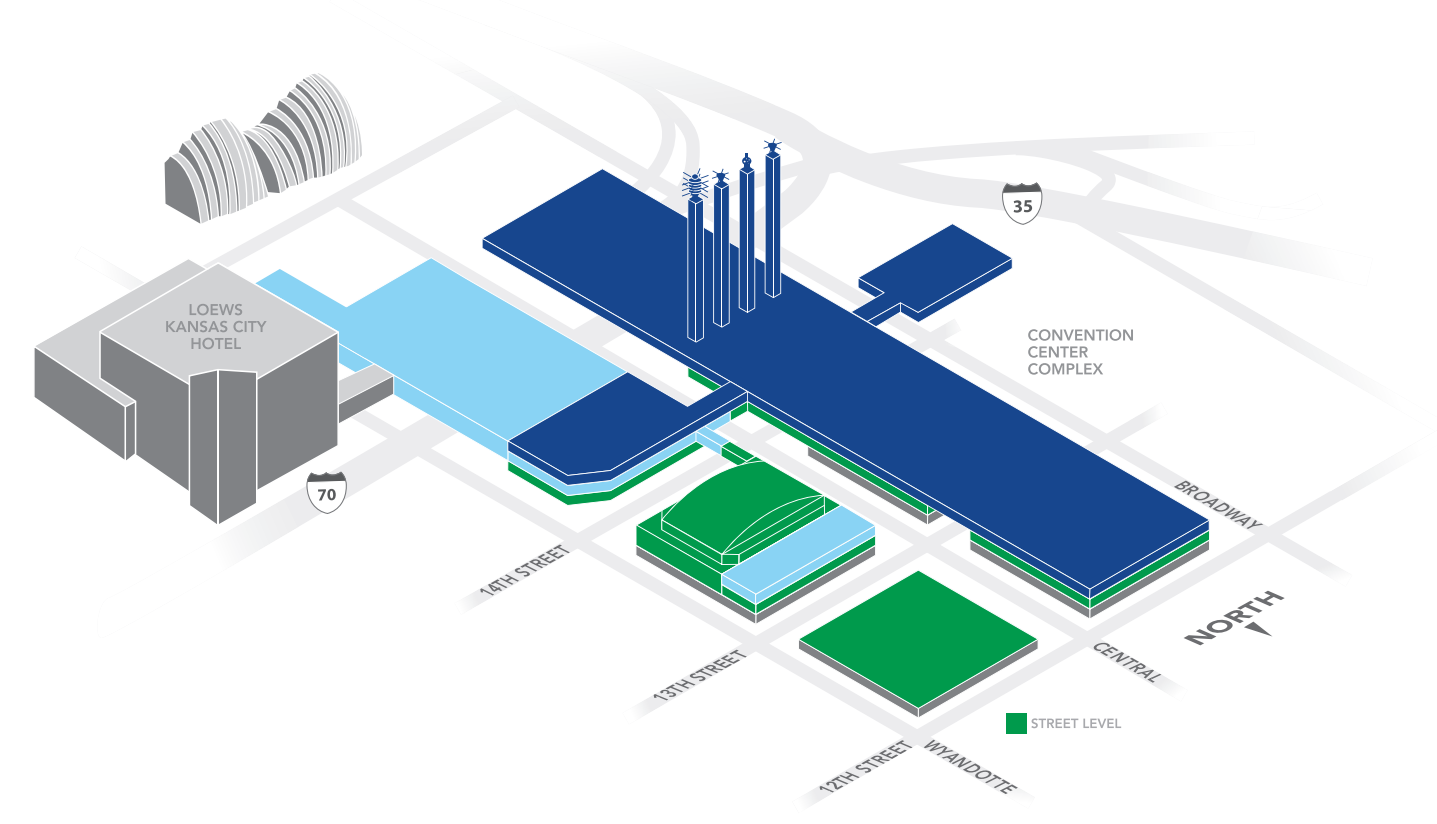
KANSAS CITY CONVENTION CENTER

Encompassing more than 800,000 square feet, the Kansas City Convention & Entertainment Facilities can serve all your meeting needs under one roof. The eight-square-block convention and special event facility can accommodate 388,800 square feet of column-free exhibit space on one floor; 48 state-of-the-art meeting rooms; a 2,400-seat fine arts theater; an arena that seats more than 10,700 people and a unique outdoor festival plaza.

And not only is it all in one location, the complex is connected to major downtown hotels by skywalks and underground walkways. One of America’s largest green ballrooms—the 46,484-square-foot Grand Ballroom—is certified LEED silver, boasting waterless plumbing, energy-efficient heating & cooling and one of the most sophisticated lighting systems in the world. In KC, you’ll find everything necessary to make your state-of-the-art event sustainable at every step.



CONVENTION CENTER COMPLEX



BARTLE HALL LEVEL 3

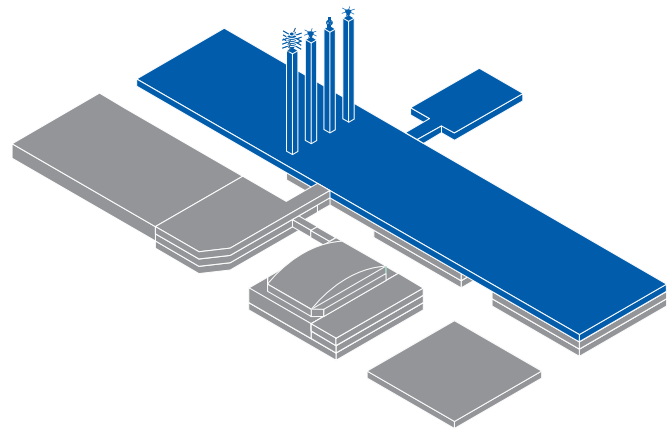


EXHIBIT HALLS A-E

- The hall’s 388,800 square feet of contiguous, column-free space allows for more than 2,000 10-by-10 foot booths.
- Four sound-resistant, movable walls can divide the Exhibit Hall into as many as five separate rooms.
- Utility floor ports on 30-foot centers include electrical, telephone and high speed Internet service. Some also include water, gas, air and drains.
- Amenities include high-blower air conditioning, LED lighting with 100 foot-candles and an electronic public address system.
- 300 lb./sq.ft. live floor load.



VIEW OF BARTLE HALL FROM LOEWS KANSAS CITY HOTEL



BARTLE CONVENTION



BARTLE TRADESHOW

An exhibition hall the size of eight football fields

LOADING DOCKS

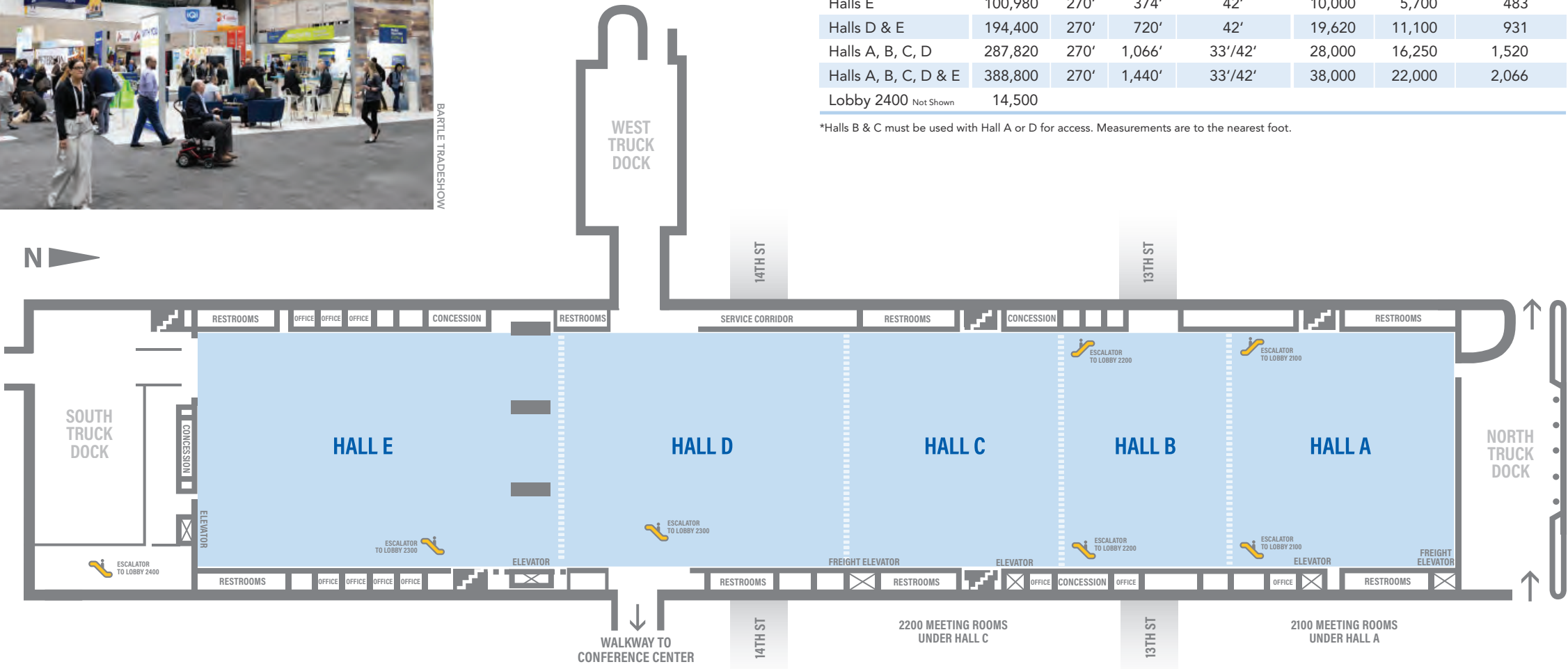
- North – 5 bays
- South – 12 bays
- West – 5 bays

DRIVE THROUGH DOORS

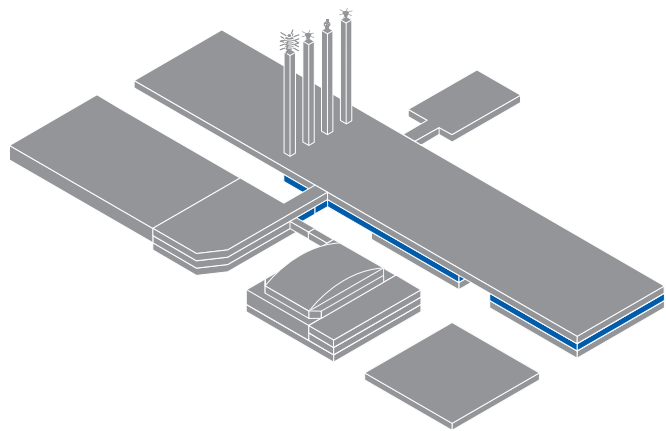
- North – 3-29’ W x 17’8” H
- South – 2-26’ W x 17’8” H
- West – 1-15’ 6” W x 17’8” H

HALL NAME	HALL DIMENSIONS				HALL CAPACITIES		
	SQ. FEET	WIDTH	LENGTH	CEILING HEIGHT	THEATER	BANQUET	10x10 BOOTHS
Hall A	68,850	270’	255’	33’	6,000	4,000	329
Hall B*	48,600	270’	180’	33’	4,000	3,000	265
Hall C*	76,950	270’	285’	33’	7,300	4,200	366
Halls A & B	117,450	270’	435’	33’	12,000	8,150	594
Halls A, B & C	194,400	270’	720’	33’	19,300	12,350	960
Halls D	93,420	270’	346’	42’	9,600	5,400	448
Halls E	100,980	270’	374’	42’	10,000	5,700	483
Halls D & E	194,400	270’	720’	42’	19,620	11,100	931
Halls A, B, C, D	287,820	270’	1,066’	33’/42’	28,000	16,250	1,520
Halls A, B, C, D & E	388,800	270’	1,440’	33’/42’	38,000	22,000	2,066
Lobby 2400 Not Shown	14,500						

*Halls B & C must be used with Hall A or D for access. Measurements are to the nearest foot.



BARTLE HALL LEVEL 2

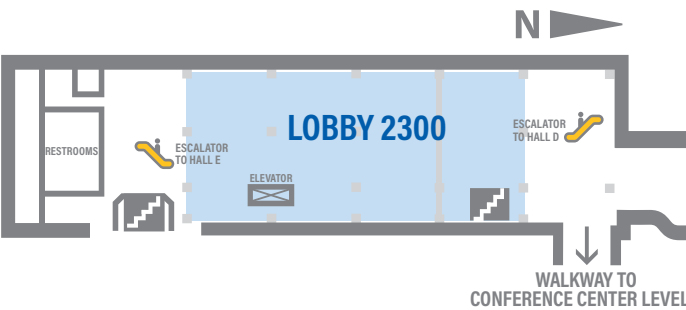


MEETING ROOMS 2100 & 2200

- 26 meeting rooms encompass more than 62,000 square feet and accommodate more than 6,000 people.
- All rooms are equipped with individual sound systems, high-speed wireless Internet access, simultaneous taping, carpeting and a programmable lighting system that allows for individual control over each light unit.
- Specially-designed board and conference rooms offer built-in credenzas and data-powered A/V equipment.
- Ballroom 2103 features 18,096 square feet; 17-foot ceilings and is divisible into three breakout rooms.
- Ballroom 2103 comfortably seats 1,800 for general sessions and 1,250 for banquets.
- Three separate lobbies provide more than 53,500 square feet of versatile registration and pre-function space featuring a state-of-the-art projection system.
- Multiple banks of escalators, passenger and freight elevators provide easy access to all levels of the facility.

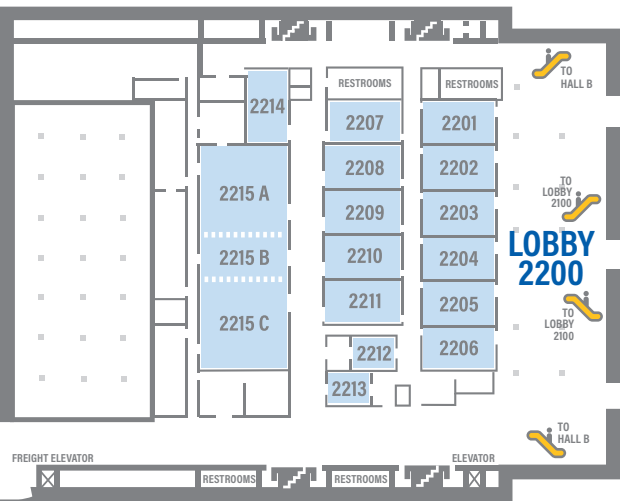


“KC is now staking a claim
as a global leader in sports
and entertainment.”
– Travel + Leisure

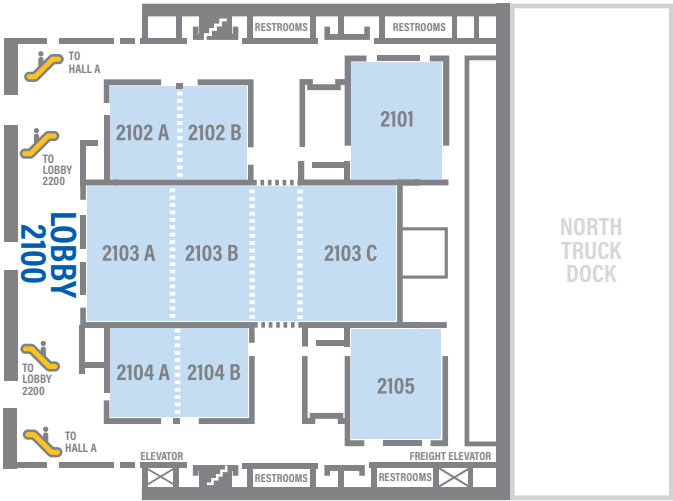


ROOM NAME	ROOM DIMENSIONS				ROOM CAPACITIES		
	SQ. FEET	WIDTH	LENGTH	CEILING	THEATER	CLASSROOM	BANQUET
2101	4,104	57'	72'	15'5"	420	220	300
2102 A,B	5,016	88'	57'	15'5"	500	270	360
2102 A	2,508	44'	57'	15'5"	250	135	180
2102 B	2,508	44'	57'	15'5"	250	135	180
BALLROOM 2103 A,B,C	18,096	87'	208'	17'10"	1,800	1,030	1,250
2103 A,B	10,266	87'	118'	17'10"	1,040	554	750
2103 A	5,133	87'	59'	17'10"	520	276	375
2103 B	5,133	87'	59'	17'10"	520	278	375
2103 C	5,133	87'	59'	17'10"	520	276	375
2104 A,B	5,016	88'	57'	15'5"	500	270	360
2104 A	2,508	44'	57'	15'5"	250	135	180
2104 B	2,508	44'	57'	15'5"	250	135	180
2105	4,104	57'	72'	15'5"	420	220	300
LOBBY 2100 Services Hall A	8,340						
2201	1,344	28'	48'	10'	132	96	80
2202	1,344	28'	48'	15'7"	132	96	80
2203	1,344	28'	48'	15'7"	132	96	80
2204	1,344	28'	48'	15'7"	132	96	80
2205	1,344	28'	48'	15'7"	132	96	80
2206	1,344	28'	48'	15'7"	132	96	80
2207	1,344	28'	48'	10'	132	96	80
2208	1,344	28'	48'	15'7"	132	96	80
2209	1,344	28'	48'	15'7"	132	96	80
2210	1,344	28'	48'	15'7"	132	96	80
2211	1,344	28'	48'	15'7"	132	96	80
2212 Boardroom	588	21'	28'	9'10"	NA	NA	14
2213 Boardroom	588	21'	28'	9'10"	NA	NA	14
2214	1,344	28'	49'	15'7"	132	96	80
2215 A,B,C	8,176	56'	146'	16'5"	820	430	580
2215 A	3,248	56'	58'	16'5"	320	170	230
2215 B	1,624	56'	29'	16'5"	160	85	116
2215 C	3,248	56'	58'	16'5"	320	170	230
LOBBY 2200 Services Hall B	22,500						
LOBBY 2300 Services Hall D&E	23,000						

Measurements are to the nearest foot.



MEETING ROOMS 2200 (STREET LEVEL)



MEETING ROOMS 2100 (STREET LEVEL)

CONFERENCE CENTER & GRAND BALLROOM

CONFERENCE CENTER

- More than 56,000 total square feet on three levels, seating up to 6,000.
- Space is divisible to up to 19 rooms featuring high-speed Internet connectivity, sound-proof dividing walls, state-of-the-art sound system, variable lighting, individual temperature controls and centralized taping capabilities.
- Features 34,760 square feet of elegant registration or pre-function space that is divisible for up to three offices or breakout rooms to support registration area.
- Barrier free movement with conveniently located escalators, passenger and freight elevators.

GREAT HALL (3501)

- Features 23,910 square feet, 28-foot ceilings and is divisible into eight breakout rooms.
- Comfortably seats 2,250 for general session and 1,650 for banquets.
- Connects via skywalks directly to the exhibit floor level of Bartle Hall and Municipal Auditorium.

The complex's 100+ WiFi access points ensure you are always connected.



GRAND BALLROOM LOBBY

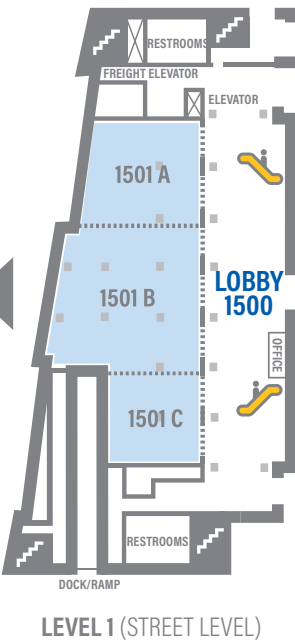
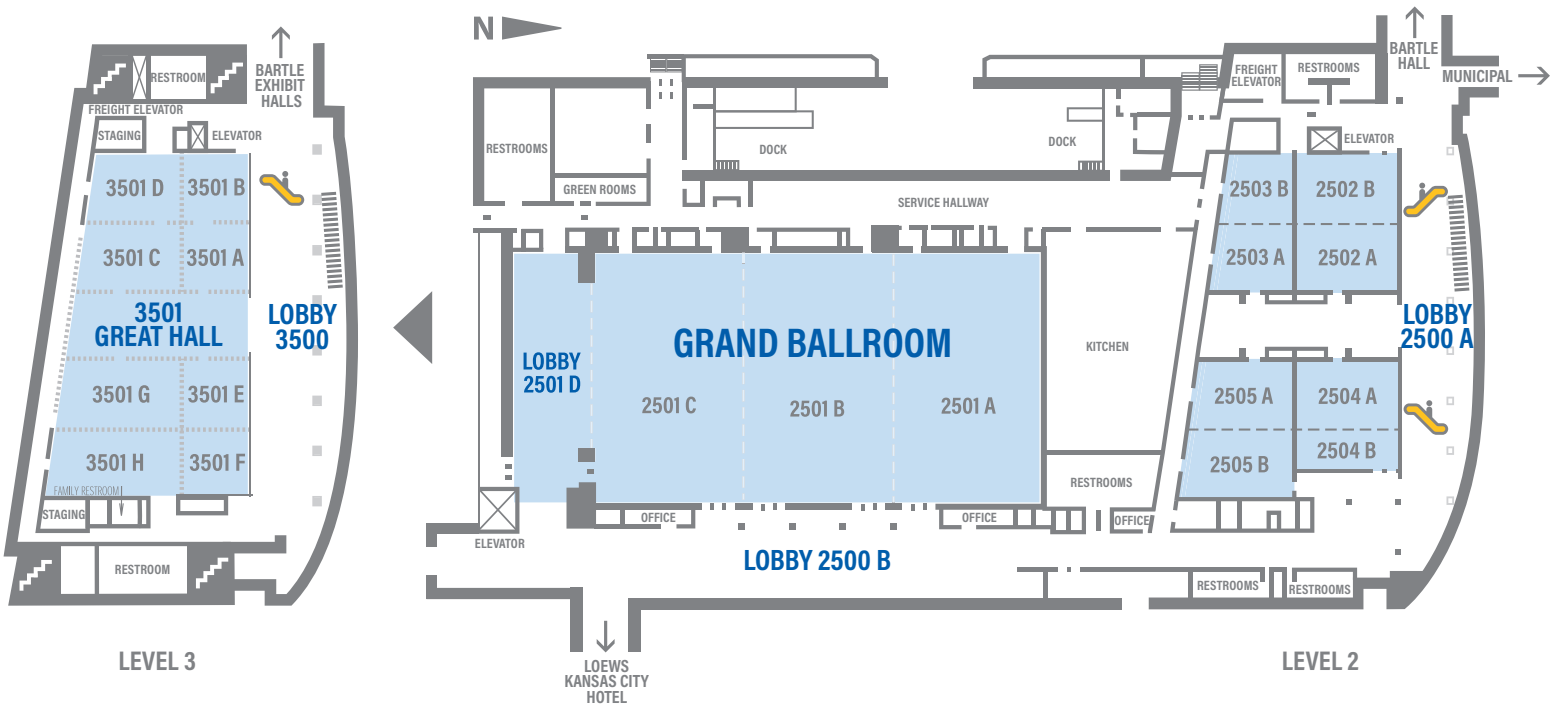
GRAND BALLROOM (2501)

- One of the nation's largest eco-friendly ballrooms at 46,484 square feet.
- Features dramatic views to the south of the Kauffman Center for the Performing Arts via a 38-foot-high glass wall.
- Divisible into three separate rooms that can be operated independently for greater meeting flexibility.
- Offers a unique, controllable day-lighting system to allow natural light in the space that changes as the sun moves.
- Opens to an outdoor plaza at the southeast corner of the Convention Center complex.
- Connects to the Loews Hotel via enclosed walkway.

ROOM NAME	ROOM DIMENSIONS				ROOM CAPACITIES		
	SQ. FEET	WIDTH	LENGTH	CEILING	THEATER	CLASSROOM	BANQUET
LEVEL 1							
1501 A,B,C columns	14,904	72'	207'	18'	1,708	1,049	1,140
1501 A	3,752	67'	56'	18'	416	269	280
1501 B	7,238	77'	94'	18'	980	580	520
1501 C	3,192	57'	56'	18'	312	200	230
Lobby 1500	13,083	49'	267'	18'			
LEVEL 2 - GRAND BALLROOM							
2501 A, B, C, D	46,484						
2501 A,B,C	40,595	270'	150'	36'	3,900	2,000	3,000
2501 A	13,600	90'	150'	36'	1,300	700	900
2501 B	13,565	90'	150'	36'	1,300	700	900
2501 C	13,430	90'	150'	36'	1,300	700	900
Lobby 2501 D	5,889	49'	119'	36'			
Lobby 2500 A	9,917	29'	291'	18'			
Lobby 2500 B	17,043	45'	320'	20'			
2502 A,B	5,063	61'	83'	18'	588	352	320
2502 A	2,562	61'	42'	18'	270	154	140
2502 B	2,562	61'	42'	18'	270	154	140
2503 A,B	3,320	40'	83'	18'	400	226	230
2503 A	1,932	46'	42'	18'	180	98	110
2503 B	1,640	40'	41'	18'	144	84	90
2504 A,B	3,843	61'	63'	18'	405	231	210
2504 A	2,562	61'	42'	18'	270	154	140
2504 B	1,281	61'	21'	18'	135	77	70
2505 A,B	4,814	58'	83'	18'	615	373	370
2505 A	2,436	58'	42'	18'	252	140	140
2505 B	2,665	65'	41'	18'	288	168	160
LEVEL 3 - GREAT HALL							
3501 A,B,C,D,E,F,G,H	23,910	96'	206'	28'	2,250	1,545	1,650
3501 A,B,C,D	8,513	96'	83'	28'	950	510	580
3501 E,F,G,H	10,042	116'	83'	28'	1,178	630	700
3501 A	1,804	44'	41'	28'	162	98	80
3501 B	1,848	44'	42'	28'	162	98	80
3501 C	2,419	59'	41'	28'	252	154	140
3501 D	2,184	52'	42'	28'	216	140	110
3501 E	1,804	44'	41'	28'	162	98	80
3501 F	1,848	44'	42'	28'	162	98	80
3501 G	2,911	71'	41'	28'	324	196	140
3501 H	3,234	77'	42'	28'	360	224	190
Lobby 3500	11,760	42'	280'	28'			



GRAND BALLROOM / OUTDOOR PLAZA



1501 DOCK/RAMP

- 14'6"W x 12' L
- Freight Elevator Interior 8'2"W x 12'9"L x 10'H
- Freight Elevator Door 5'5"W x 8'H

BALLROOM DOCK (north)

- Automatic Roll-up Dock Door - 10'W x 10'H
- Three Truck Bays
- One Single Passenger Door

BALLROOM DOCK (south)

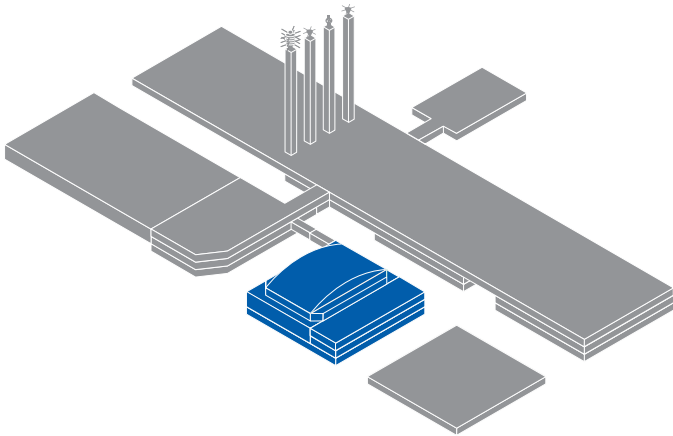
- Automatic Roll-up Dock Door - 14'1"W x 10'H
- Three Truck Bays
- One Double Passenger Door
- Drive Up Ramp into Facility

Note that square footage is based on shortest width in irregularly-shaped rooms. There are passenger doors in the portable walls on all floors. Measurements are to the nearest foot.



GRAND BALLROOM

MUNICIPAL AUDITORIUM



MUNICIPAL ARENA

- 7,312 permanent seats; 2,084 seats on risers plus capacity for 1,008 theater-style on main floor.
- Upholstered seating, two large video boards and a sports-lighting system.
- Public amenities include fully-lighted marquee; large box office; 3,600-square-foot foyer; coat check; multiple restrooms and concession stands.
- Heavy all-wooden floor.
- Ramps and elevators facilitate movement of freight throughout the building.

LITTLE THEATRE (ARENA LEVEL)

- Octagon shaped in a gleaming marble facade, the Little Theatre features an exterior promenade, balcony and a permanent stage area.
- With temporary theater seating for up to 400 people and banquet seating for 225, the Little Theatre is perfect for executive dinner parties and intimate special events.

LOWER EXHIBITION HALL (THE LEX)

- 46,000 square feet of additional space on two levels for exhibitors, catered functions or special events.
- The Hall has its own entrance lobby off 14th Street, is accessible to all parts of Municipal Auditorium.



THE LEX



MUSIC HALL FOYER

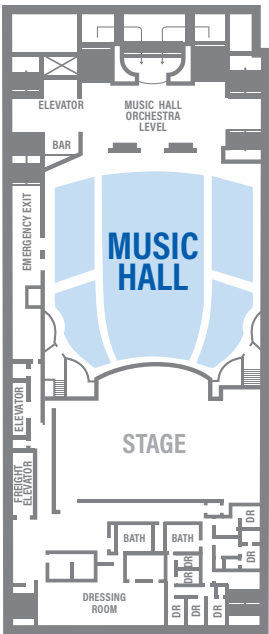
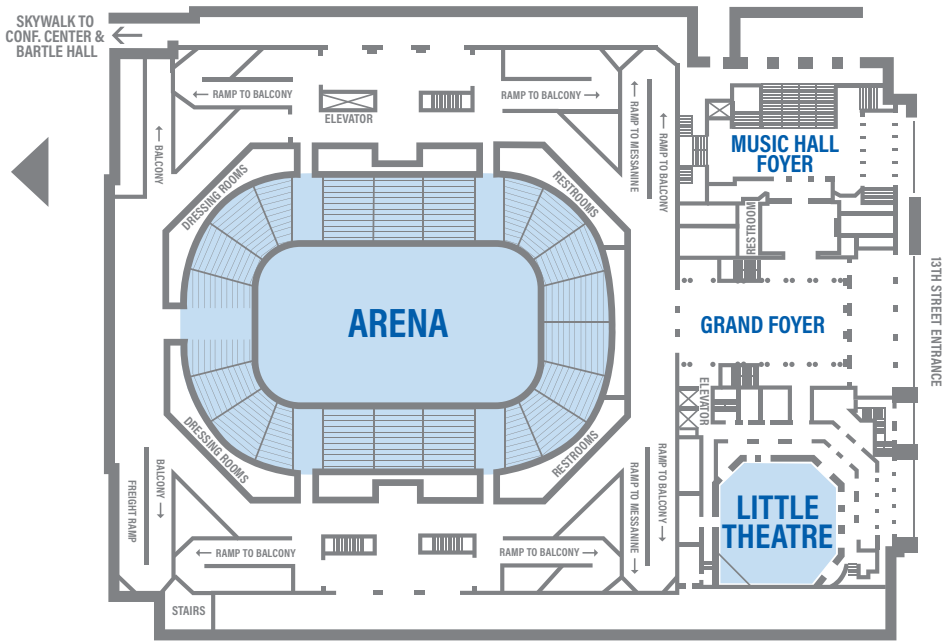
“An extremely active and walkable downtown area.”
– Meetings Today

MUSIC HALL

- Opened in 1936, this unique Art Deco theater is the perfect facility for special convention presentations, general sessions or featured entertainment.
- A totally self-contained venue, the Music Hall has its own lighted marquee box office, main entrance, coat check, restrooms and concessions.
- Total seating capacity is 2,403; with Orchestra seating for 1,207; Loge and Box seating for 278; and Balcony seating for 918.
- Features a spectacular 3,600-square-foot foyer and grand staircase.
- The Music Hall’s Art Deco lighting fixtures are the inspiration for the Sky Stations atop Bartle Hall’s four pylons.

ROOM NAME	ROOM DIMENSIONS				ROOM CAPACITIES		
	SQ. FEET	WIDTH	LENGTH	CEILING	THEATER	CLASSROOM	BANQUET
ARENA	27,000	133'	204'	92'	10,404	904	1,008
LITTLE THEATRE	5,329	73'	73'	19'	564	175	225
Permanent Stage	—	10'	21'6"	12'	—	—	—
MUSIC HALL	—	—	—	60'	2,403		
Permanent Stage	—	80'	54"	46'	—	—	—
Freight Elevator	—	8'6"	27'6"	8'11"		12,000 lbs.	
EXHIBITION HALL	28,000	114'	195'	23'	1,400	800	900
Mezzanine Level	18,000	38'	195'	10'	—	—	—

Measurements are to the nearest foot. Capacities in Exhibition Hall represent area between columns.



MUSIC HALL



*For more information about planning
a meeting in Kansas City, please call:*

VISIT KC

1100 Walnut Street
Suite 3450 A
Kansas City, MO 64106
816-691-3800 • 877-528-4748

VISITKC.COM/MEETINGS



KANSAS CITY
Convention Center

*For more information about the Kansas City
Convention Center, please call:*

**Kansas City Convention and
Entertainment Facilities**

301 West 13th Street, Suite 100
Kansas City, MO 64105
816-513-5000 • 800-821-7060

KCCConvention.com

Cover photo: Grand Ballroom & Loews Kansas City Hotel